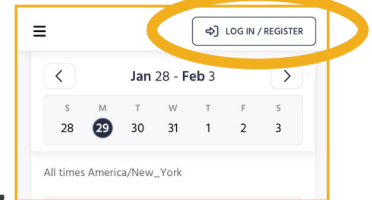


# Booking and Purchasing a Class in the App

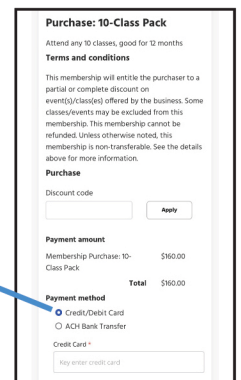
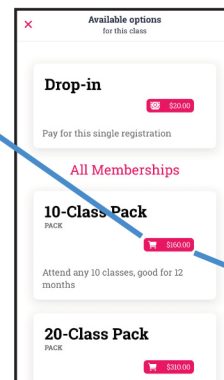
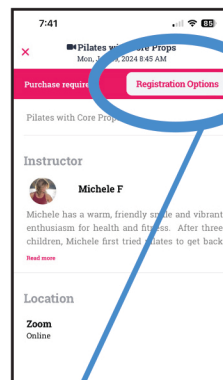
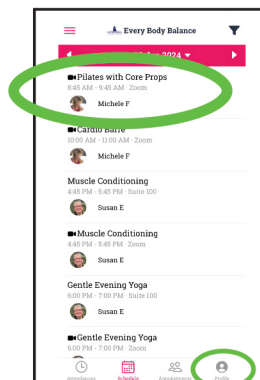
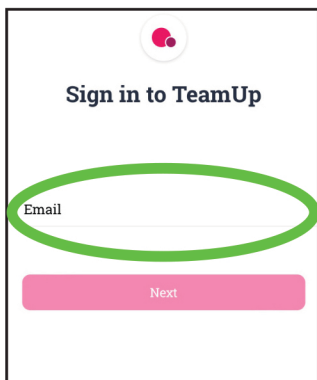
Its important to register at least an hour prior to class. That ensures you'll receive an email with the link. You can register using our App, or use any browser (**browser login shown in gold**).

(Click button if you need to download the app)

(or go to browser site)



Login to your account using your username and password. Examples are shown **for the App**. Select a class from the list to register.

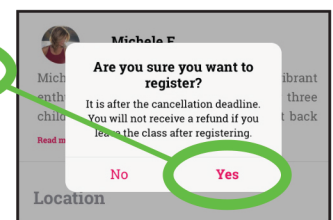
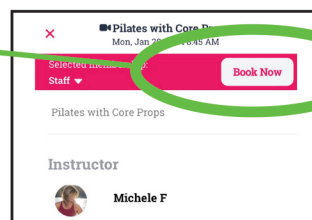
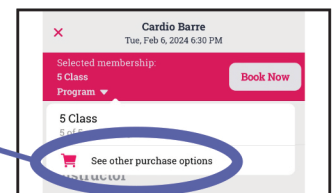
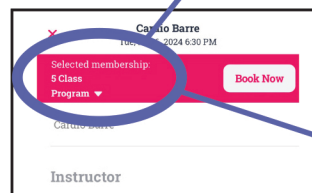


To see your membership status, click **Profile**.

To start, click on a class; if you need to buy a Class Pack, you'll see the **Registration Options** button. Select, and complete your purchase.

If you already purchased, click the class you want to attend. Be sure to select the Zoom class (📺) if desired, or the In-Studio class if attending in person. Click the **Book Now** button and confirm, and you'll then receive an email confirmation (with a Zoom link if this is a Zoom class) in a few minutes.

If you want to **buy another membership**, click on your current membership at the top, and scroll down to "See other purchase options".



Once you register for a class, you'll receive an email like this, containing the Zoom link if you selected the Zoom version of the class.

When its within 5 minutes of class time for a Zoom class, click 'Join the Video Class' in the email and follow the instructions. This will log you into the Zoom class.

For a map to In-Studio classes, [click here](#).

